

B39 is a portable cellphone / GSM&GPS tracker / wifi bluetooth preventer.
It is portable and can be put in the bag and in the waist.

1. Packing List


- 1 pc B39
- 1 pc free leather case (black or camouflage)
- 1 pc AC power adaptor (EU/UK/US)
- 1 pc Car Power adapter

2. Functions:

B39 blocks 2G&3G cellphones, GPS&GSM trackers and wifi/bluetooth up to about 15 meters.

With a built-in battery, it works 1.5~2 hours continuously.

You can turn on/off each band by turn on/off DIP switches or screwing off/on the antennas.





3. Frequency bands:

B39 has 6 antennas and 6 DIP switches. Each antenna and DIP switch has a corresponding number on it. If you want to disable one of the function, please turn off its DIP switch or screw off its antenna. Once DIP switch is turned off, its corresponding indicator light will turn off.

No1.	GSM850 and GSM900	Cellphone GSM Tracker
No2.	GSM1800MHz (European Version) GSM1900 (American Version)	
No3.	3G - 2100MHz	
No4.	GPS L1 and GPS L2	GPS Tracker
No5.	GPS L5	WiFi or Lojack
No6.	WiFi / Bluetooth - 2.4GHz or Lojack	

Note: Default 6th band blocks WiFi.



4. How to install and use?

1). *****Important*** Before using it, please connect to power adaptor and recharge B39 for a few minutes to active battery.**

Then charge the battery for 4 hours. Once it is completed, the red charge light turns off.

Note: when charging B39, please turn off its power switch.

2). Screw on the SMA antennas by orders and turn on the power switch & DIP switches.

3). Put it upright and use your cellphone/bluetooth mouse to test.

4). After using it, please turn off the power switch.

Tips: Default car power adaptor is only applicable for 12V car power source. The jammer will be damaged if connected to 24V car power.

5. FAQ:

1). Q: Which version should I choose, European or American version?

A: Please check your cellphone frequency bands firstly for your country. <http://www.worldtimezone.com/gsm.html>
Then check the frequency band of B39 and choose the version that fits you.

Generally speaking, European version is suitable for European countries, Australia, Middle East, South East, African countries and Brazil.
American version is applicable for Canada, USA and Latin American countries (except Brazil).

2). Q: What to do if I do not want to jam some bands?

A: Here come two ways. Please turn off certain DIP switches or screw off certain SMA antennas.

3). Q: Why does some band not work?

A: Make sure to install the antennas by orders and put on the certain DIP switch.

4). Q: It blocks cellphone signals in short range.

A: If there is cellphone signal booster or Mobile signal tower, the blocking range will be reduced.

5). Q: Will the blocking range rise if I turn off other bands?

A: It will not increase its range. Because the output power of each band is fixed.

6). Q: How to prolong the working time for B39?

A: Please charge it for 4 hours. You can also buy extra battery bank GM4000.

5. Warranty & Returning Policy

The warranty of B39 is one year. Since you purchased from us, you will enjoy one year warranty.

Once you get your package, please check if the outer packing is original or in good condition. Then install and use it according to above instructions. If it doesn't work properly, please contact our sales team. If you want to return for repair, please contact our sales team.

Warranty will be invalid under below conditions:

- It has more than 12 months since you ordered.
- Open the case or change circuits without our formal authorization.
- Other kinds of problems caused by wrong operations including using wrong power source.

6. Caution:

The preventer shall be used legally according to local laws. The user will be fully responsible for any illegal usage or any infringement of rights.

